

Instabilities in threshold-diffusion equations with delay

S Coombes^a

^a*School of Mathematical Sciences, University of Nottingham, Nottingham, NG7
2RD, UK.*

C R Laing^b

^b*Institute of Information and Mathematical Sciences, Massey University, Private
Bag 102 904 NSMC, Auckland, New Zealand.*

Abstract

The introduction of delays into ordinary or partial differential equation models is well known to facilitate the production of rich dynamics ranging from periodic solutions through to spatio-temporal chaos. In this paper we consider a class of scalar partial differential equations with a delayed threshold nonlinearity which admits exact solutions for equilibria, periodic orbits and travelling waves. Importantly we show how the spectra of periodic and travelling wave solutions can be determined in terms of the zeros of a complex analytic function. Using this as a computational tool to determine stability we show that delays can have very different effects on threshold systems with negative as opposed to positive feedback. Direct numerical simulations are used to confirm our bifurcation analysis, and to probe some of the rich behaviour possible for mixed feedback.

Key words: delay, periodic orbit, Floquet exponent, travelling wave, global connection, Evans function.

Email addresses:

stephen.coombes@nottingham.ac.uk (S Coombes), c.r.laing@massey.ac.nz (C R Laing).

1 Introduction

Delayed differential equations (DDEs) arise naturally as models of dynamical systems where memory effects are important. Indeed in models of population biology, ecology and epidemiology they are almost ubiquitous [1]. Delays also arise in many physiological systems as part of a feedback loop { one classic example being the pupil light reflex [2], though many others are wonderfully described in [3,4]. In contrast to models without delay the analysis of DDEs is notoriously hard and has generated considerable activity in the mathematics community (see for example [5]). This is directly attributable to the fact that the solution space for DDEs is infinite dimensional despite only a finite number of dynamical variables appearing in a model. Consider for example a simple scalar DDE that often arises in physiological modelling: $\dot{v} = -\nu + f(v(t-d))$, where $f(v(t-d))$ is a nonlinear function of v at time $t-d$. Even here the characteristic equation, $1 - f'(v) e^{-\nu d} = 0$, determining the stability of a fixed point v can have an infinite number of solutions making the spectral analysis challenging [6]. Probing the properties of fully nonlinear oscillations that are known to arise when $f(v)$ is taken to be a "humped" function, such as the Hill function $f(v) = \frac{v^n}{K^n + v^n}$, is harder still. However, progress is possible for this case in the limit $n \rightarrow \infty$, so that $f(v)$ becomes piecewise constant: $f(v) = 1, v \geq K$ and is zero elsewhere. Information about the time where a solution crosses the threshold at K is now enough to self-consistently determine a periodic oscillation in closed form [7]. Since threshold models are relatively common in the applied biological sciences, arising for example in models of calcium release [8], neural tissue [9] and gene networks [10], it is worthwhile developing a more comprehensive treatment of delayed threshold models. Since both positive and negative feedback are seen as important enhancers of the properties of biological systems [11] generic examples from both these classes, as well as a mixture of the two, should be considered. Moreover, in biological systems where transport is important it is common to use diffusion as a model for this process. With this in mind we concentrate in this paper on threshold-diffusion equations with delay.

In section 2 we introduce our model of choice, a delayed scalar PDE, and discuss some known results for smooth nonlinearities. We then introduce three distinct threshold nonlinearities describing negative, positive and mixed feedback models. As a precursor to the analysis of travelling waves we first neglect space and consider the generation of periodic

results for the construction of such orbits we present the first treatment of their stability. The Floquet exponents are given in terms of the zeros of a complex analytic function. Importantly an examination of the spectrum shows that the model with negative feedback generates stable oscillations with period larger than twice the delay, whilst the positive feedback model generates unstable orbits with period less than twice the delay. In sections 4 and 5 we study travelling wave solutions of the full delayed PDE model, calculating wave speed and stability as a function of the delay. Once again we determine stability in terms of the zeros of a complex analytic function, which in the context of travelling waves we refer to as an Evans function. Computation of the Evans function shows that there is a stable front and an unstable standing bump in the model with positive feedback and that periodic waves can undergo instabilities in the model with negative feedback. Direct numerical simulations are used to confirm our predictions, and also establish that such wave phenomenon are robust in the sense that they persist for smooth caricatures of the feedback nonlinearities. The case of mixed feedback is discussed in section 6. Here we show that, neglecting space, there can be more complex oscillations than occur in the case of purely negative feedback. We also demonstrate a spatio-temporal chaotic solution. Finally we discuss natural extensions of the work in this paper.

2 The model

We consider a delayed scalar PDE for the variable $v = v(x; t)$ with $x \in \mathbb{R}$ and $t \in \mathbb{R}^+$, which takes the form

$$v_t = v_{xx} + v(v - v(x; t - \tau))$$

- I Negative feedback with $f(v) = H(h - v)$.
- II Positive feedback with $f(v) = H(v - h)$.
- III Mixed feedback with $f(v) = H(v - h_1)H(h_2 - v)$, $h_2 > h_1$.

Here, H is a Heaviside step function and h , h_1 and h_2 are constant thresholds. In all the cases I-III the presence of a threshold nonlinearity means that (1) can effectively be treated as a piece-wise linear (PWL) system. The study of PWL systems has allowed for important advances not only in the understanding of excitable systems [14] but also in the field of engineering [15,16].

To see how delay-induced dynamics can differ between the various types of feedback it is first worthwhile to treat the case of zero diffusion and assess dynamics in a point model.

3 Periodic solutions: zero diffusion limit

In the case of zero diffusion we recover the widely studied delayed ODE model

$$\dot{v} = -\frac{v}{\tau} + f(v(t-d)) \quad (2)$$

Many results concerning the existence of periodic orbits are now known for the cases of smooth monotone positive and negative feedback [17]. Moreover, a Poincare-Bendixson type theorem exists showing that chaotic behaviour is not possible in these cases [18]. However, for mixed feedback, as would occur for example in the Mackey-Glass model [3], very complex dynamics is possible [19]. Recent work of Rost and Wu [20] has established that this can include heteroclinic orbits from the trivial equilibrium to a periodic orbit oscillating around the positive equilibrium. However, we shall focus here on simple T -periodic solutions of the form $v(t) = q(t)$ with $q(t) = q(t + T)$. Importantly, with direct

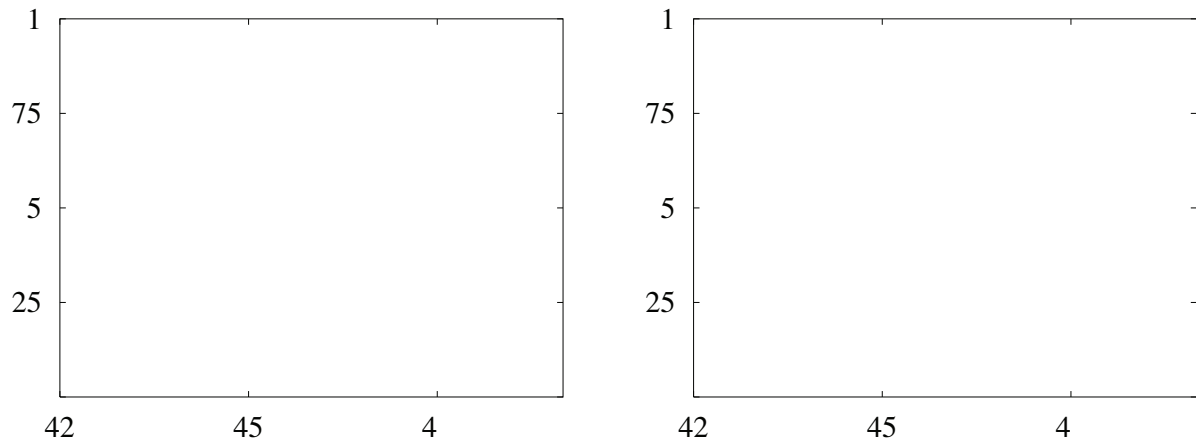


Fig. 1. Left: Periodic solution in a model with negative feedback. Right: Periodic solution in a model with positive feedback. In both cases $\tau = 1$, $h = 0.5$ and $d = 2$.

where time is now measured from when $q = A_-$. Here A_{\pm} are the maximum and minimum values of $q(t)$. Introducing an origin of time such that $q(0) = A_-$ and times t_1 and t_2 as in Fig. 1 (left), then $q(t_1) = q(t_1 + t_2 + d) = h$ and solving these equations for t_1 and t_2 and matching solutions at



Fig. 2. Period T and maximum and minimum values A_{\pm} of an oscillatory solution as a function of the delay d . Here $\omega = 1$ and $h = 0.5$. Left: Solution branch for the model with negative

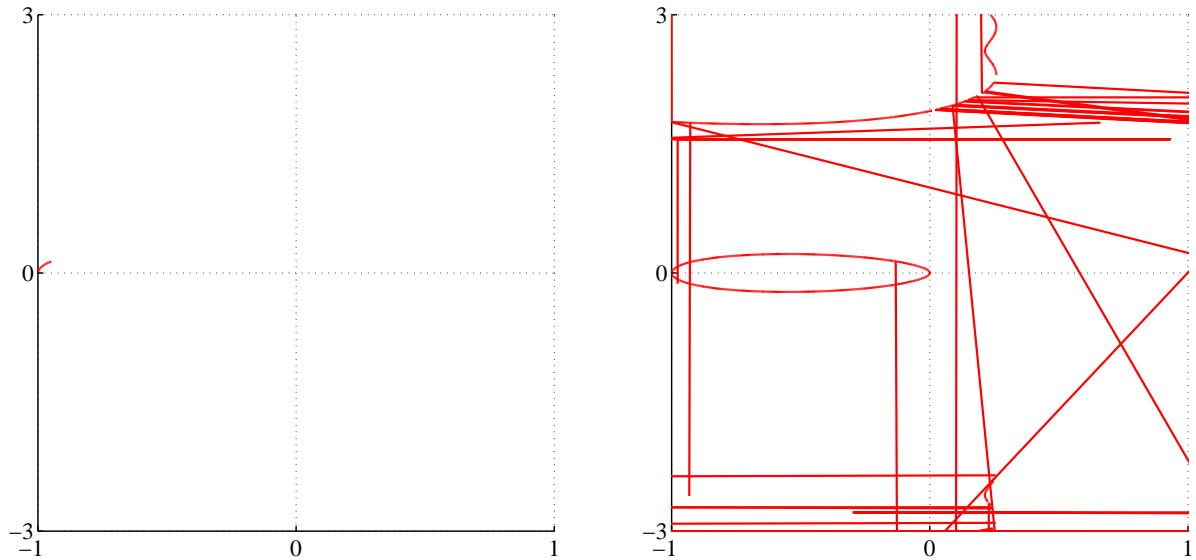


Fig. 3. Floquet exponents as zeros of a complex analytic function $E(z)$. Floquet exponents occur where the zero contours of $E_R(z)$ and $E_I(z)$ (red and blue lines) intersect. Note the presence of a zero exponent, as expected for a system with time-translation symmetry. Left: spectrum for the orbit shown in Fig. 1 (left). Since there are no zeros of $E(z)$ in the right hand complex plane the solution is stable. Right: spectrum for the orbit shown in Fig. 1 (right). The presence of zeros of $E(z)$ in the right hand complex plane show that the solution is unstable.

The pair $(\nu; !)$ may then be found by the simultaneous solution of $E_R(\nu; !) = 0$ and $E_I(\nu; !) = 0$, where $E_R(\nu; !) = \text{Re } E(\nu + i!)$ and $E_I(\nu; !) = \text{Im } E(\nu + i!)$. Hence an examination of a plot of the zero contours of $E_{I,R}$ can be used to reveal the point spectrum $\{\nu\}$ with Floquet exponents occurring where the two contours intersect. A plot obtained in this fashion is shown in Fig. 3 (left). From time-translation symmetry of the periodic orbit we see one exponent with $\nu = 0$ as expected, and some others just slightly to the left of the imaginary axis. For the solution branch shown in Fig. 2 (left) no exponents are ever found in the right hand complex plane and so this branch of periodic orbits is stable.

3.2 Positive feedback

For the case of positive feedback, $f(v) = H(v - h)$, and with $0 < h < 1$ there are two stable fixed points of (2) at $\nu = 0$ and $\nu = 1 - h$. Assuming that a periodic orbit can coexist with these fixed points we look for a solution like that depicted in Fig. 1 (right). Here we have introduced the four unknowns A_{\pm} and T_{\pm} , which denote the largest (A_+) and

smallest (A_-) values of the trajectory and the times spent above (T_+) and below (T_-) the threshold h . The trajectory increases from A_- for a duration T_+ and decreases from A_+ for a duration T_- . The values for these four unknowns are found by enforcing periodicity of the solution and requiring it to cross threshold twice as in Fig. 1 (right). The details of this calculation are presented in [23], where it is found that the period of oscillation $T = T_+ + T_-$ satisfies the transcendental equation

$$T = 2\tau_d + \ln \frac{R e^{(T-\tau_d)\omega} - h}{R - 1} + \ln \frac{h}{R + (1 - R) e^{(T-\tau_d)\omega}}; \quad (9)$$

where $R = \omega h$. The amplitude of oscillation is given by $A = A_+ - A_- = \frac{h}{\omega} \frac{e^{(T-\tau_d)\omega} - 1}{1 - R}$. A plot of the period and amplitude as a function of τ_d is shown in Fig. 2 (right). In contrast to the model with negative feedback we observe that $\tau_d < T < 2\tau_d$.

In a similar fashion to the calculation for negative feedback in section 3.1 we may calculate the Floquet exponents in terms of the zeros of a complex analytic function $E(\lambda)$, which this time takes the form

$$E(\lambda) = \det \begin{pmatrix} A(T - \tau_d; \lambda) & 1 \\ A(T + \tau_d; \lambda) & B(T - \tau_d + T_-; \lambda) \end{pmatrix}$$

4 Positive feedback: fronts and bumps

The existence of travelling front solutions in reaction-diffusion systems with delay is now reasonably well understood [24-26]. Recent work by Samaey and Sandstede has also shown how to determine the stability of waves [27]. These authors emphasise that the analytical determination of spectra is such a hard problem in general that resorting to numerical computation is sensible. However, for the special case of threshold nonlinearity we will show here that it is relatively easy to pursue questions relating to wave speed and stability. In this section we shall first study travelling front solutions before moving on to standing bumps.

4.1 Travelling front

In a co-moving frame a stationary solution that connects the fixed point at $v = 0$ to the one at $v = 1$ describes a travelling front (heteroclinic connection). Introducing $\xi = x + ct$, and remembering that $f(v) = H(v - h)$, equation (1) becomes

$$c \frac{\partial v}{\partial \xi} + \frac{\partial v}{\partial t} = -v + D \frac{\partial^2 v}{\partial \xi^2} + H(v - c_d t - d - h); \quad (11)$$

where $v = v(\xi; t)$. A travelling wave solution $q(\xi)$ is obtained upon letting $\partial v / \partial t = 0$, so that q satisfies

$$D \frac{d^2 q}{d \xi^2} - c \frac{dq}{d \xi} - q = -H(q - c_d - h); \quad \xi \rightarrow \pm \infty; \quad (12)$$

Now consider a monotone front solution where $q(\xi) \rightarrow h$ for $\xi \rightarrow \infty$ and $q(\xi) \rightarrow 0$ for $\xi \rightarrow -\infty$. In this case

$$q(\xi) = \begin{cases} A e^{m_+ (\xi - c_d)} & c_d \geq 0 \\ B e^{m_- (\xi - c_d)} & c_d < 0 \end{cases}; \quad (13)$$

where

$$m_{\pm} = \frac{c \pm \sqrt{c^2 + 4D}}{2D}; \quad (14)$$

Continuity of q and q' at $\xi = c_d$ gives the coefficients A and B as

$$A = \frac{m_-}{m_+ - m_-}; \quad B = \frac{m_+}{m_- - m_+}; \quad (15)$$

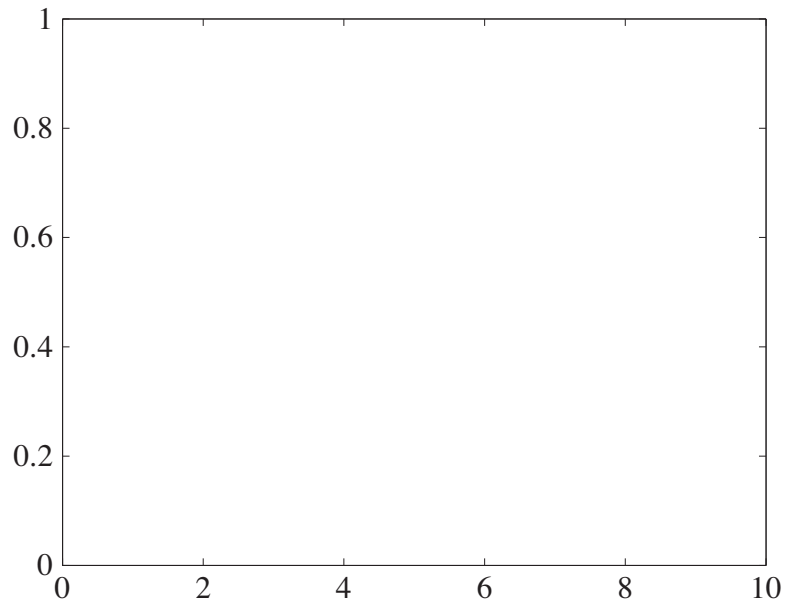


Fig. 4. Speed of a monotone front as a function of the delay τ . Here $D = 1$, $\mu = 2$ and $h = 0.5$. The circles denote results from direct numerical simulations performed using the Matlab delay differential equation integrator `dde23`.

The speed of the front is then determined by demanding that $q(0) = h$, giving an implicit equation for c :

$$he^{m_+ c \tau} = \frac{m_-}{m_- - m_+}; \quad (16)$$

subject to $q(0) = q(\tau)$

Perturbations of the form $u(x; t) = u(x) e^{-\lambda t}$ lead to the eigenvalue problem

$$Qu = (q(x) - c)u(x) e^{-\lambda t}; \quad Q = D^2 + cd + \dots; \quad (19)$$

The Green's function, $G(x, x')$, of the linear differential operator Q ($Q = D^2 + \dots$) may be calculated (using Fourier transforms) as

$$G(x, x') = \int_{-\infty}^{\infty} \frac{dk}{2} \frac{e^{ik(x-x')}}{Dk^2 + ick + \dots} = \frac{1}{D(k_+(x) - k_-(x))} \begin{cases} e^{k_+(x-x')} & x > x' \\ e^{k_-(x-x')} & x < x' \end{cases}; \quad (20)$$

where

$$k_{\pm}(x) = \dots$$

is stable. For $\sigma \neq 0$, there are always non-zero solutions of $E(\lambda) = 0$ and a dynamic instability is in principle possible. It may be possible to show analytically that in practice these bifurcations do not occur, but here we just state that a numerical calculation of the spectrum shows that the front is stable even in the presence of delays. (Note here that all of our stability results relate to *local* stability; proving that a particular solution is globally attracting is more difficult [30].)

4.2 A standing bump

Here we consider time-independent standing waves $v(x; t) = q(x)$ that satisfy

$$D \frac{d^2}{dx^2} q(x) = H(q(x) - h); \quad x \in \mathbb{R}; \quad (24)$$

For a symmetric *bump* solution that connects the fixed point at $v = 0$ to itself (homoclinic connection), crossing through the threshold h only twice, we may write

$$q(x) = \begin{cases} A_1 e^{m_+(x-x_0)} + A_2 e^{m_-(x-x_0)} & x < x_0 \\ A_3 e^{m_-(x-x_0)} & x > x_0 \end{cases}; \quad (25)$$

with $m_{\pm} = \pm \sqrt{D}$ and $q(-x) = q(x)$. Matching the solution and its first derivative at $x = x_0$, enforcing the threshold condition $q(x_0) = h$, and fixing an origin such that $q'(0) = 0$, gives

$$\tanh(m_+ x_0) = \frac{h}{h}; \quad A_1 = \frac{h}{e^{-2m_+ x_0} - 1}; \quad A_2 = \frac{h}{1 - e^{2m_+ x_0}}; \quad A_3 = h; \quad (26)$$

For positive x_0 we require $x_0 > 2h$. The stability of the bump is determined along similar lines to section 4.1 using $c = 0$ and

$$(q - h) = \frac{(x - x_0)}{jq'(x_0)j} + \frac{(x + x_0)}{jq'(x_0)j}; \quad (27)$$

(Note that $jq'(x_0)j = jq'(x_0)j$.) Perturbations to the bump in the form $v(x; t) = q(x) + u(x; t)$ can then be shown to satisfy the equation

$$u(x) = \frac{e^{-\sigma|x|}}{jq'(x_0)j} [(x - x_0)u(x_0) + (x + x_0)u(x_0)]; \quad (28)$$

where $(x) = e^{-k|x|} = (2Dk)$, with $k = \sqrt{D}$. Substitution of $x = x_0$ into (28) yields a pair of linear equations for the unknown amplitudes $(u(x_0); u(x_0))$. Demanding

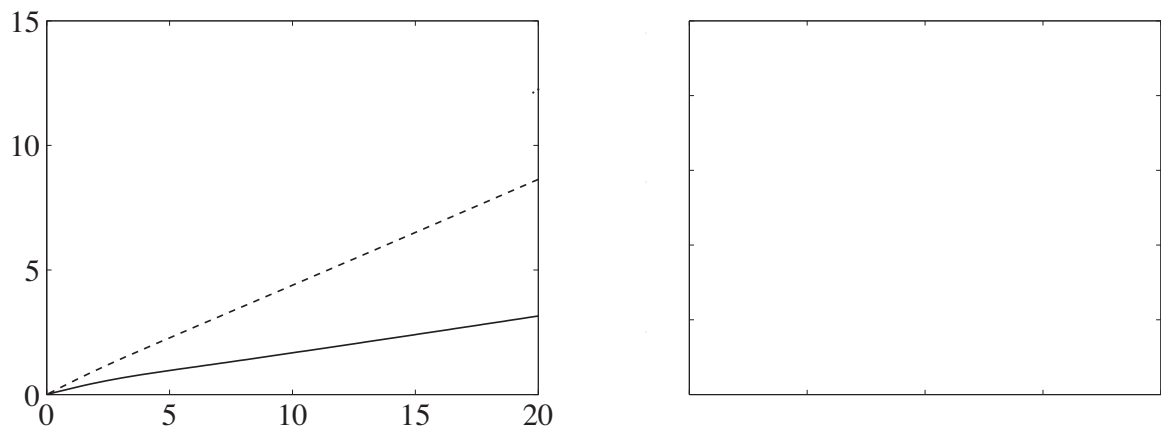


Fig. 5. Families of periodic travelling waves. Left: speed c versus period τ and right: phase θ versus τ . Here $D = 1$, $\alpha = 2 = \alpha_d$ and $h = 1$:

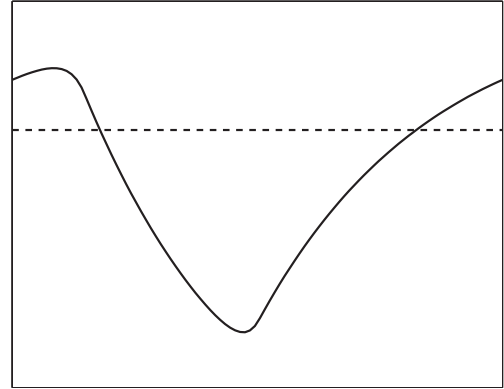


Fig. 6. Left: A periodic travelling wave profile on an infinite domain in the model with negative feedback, corresponding to the rightmost data point (circle) plotted in Fig. 5. Here $c = 3.1523$, $\mu = 0.6396$, $\sigma = 2 = \sigma_d$, $D = 1$, $\tau = 20$ and $h = 1.5$. Right: A wave on a finite domain of length with periodic boundary conditions, showing the notation used for its construction.

results from direct numerical simulation. However, not all solutions of (35) correspond to valid periodic travelling waves. Each alternate family (shown with dashed lines in Fig. 5) actually corresponds to a wave for which $q > h$ on $(0; \infty)$, whereas in the derivation of (33) and (34), we assumed that $q < h$ on $(0; \infty)$. In Fig. 6 (left) we show a plot of a periodic wave obtained using the above prescription. Although it is possible to develop a stability condition along the lines for a front, this does not lead to any closed form expressions for the spectrum (as we get an infinite set of relations between perturbations at the threshold crossing points). However for a finite domain it is possible to make explicit progress as we show next.

5.2 Finite domain

Here we consider a finite domain of length L such that the wave is periodic with $q(x) = q(x + L)$. Moreover we shall focus on the case for which $q(x)$ crosses threshold only twice as shown in Fig. 6 (right), though more general solutions can be constructed in a similar fashion. In this case $q(x)$ is parametrised by the six unknowns $(A_1; A_2; A_3; A_4; c; \mu)$ as

$$q(x) = \begin{cases} A_1 e^{\mu x} + A_2 e^{\mu x} & 0 < x < (1 - \mu) \\ A_3 e^{\mu x} + A_4 e^{\mu x} & (1 - \mu) < x < 1 \end{cases}; \quad (36)$$

where α is the fraction of the period for which $q < h$. Matching the solution and its first derivative at $x = (1 - \alpha)c_d$ and $x = \alpha c_d$ can be used to determine the four amplitudes. Enforcing the threshold conditions at $x = (1 - \alpha)c_d$ and $x = \alpha c_d$ gives two further implicit equations for the pair $(c; \alpha)$ that we may solve numerically to determine the wave properties. On doing this we recover the families of periodic travelling waves on an infinite domain found in section 5.1. For the calculation of stability we follow along similar lines to section 4.1 and make explicit progress using the result that the periodic Green's function of Q (given by the right hand side of (19)) can be obtained in closed form as

$$P(\alpha) = \frac{1}{D(k_+ - k_-)} \left(\frac{e^{k_-}}{1 - e^{k_-}} - \frac{e^{k_+}}{1 - e^{k_+}} \right); \quad 0 < \alpha < 1; \quad (37)$$

with $P(\alpha) = P(\alpha + 1)$ and k_{\pm} defined as in (21). The linearised equation for the evolution of perturbations, $Qu = (h - q(\alpha c_d))u(\alpha c_d)e^{-\alpha}$, has the solution

$$u(\alpha) = \int_0^{\alpha} d' P(\alpha - \alpha') (h - q(\alpha' c_d))u(\alpha' c_d)e^{-\alpha'}; \quad (38)$$

Using the result that

$$(h - q(\alpha c_d)) = \frac{(1 - \alpha)}{jq'((1 - \alpha)c_d)} + \frac{\alpha}{jq'(\alpha c_d)}; \quad (39)$$

we have

$$u(\alpha) =$$

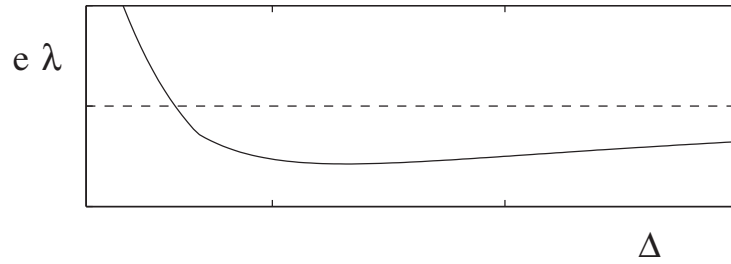


Fig. 7. Real part of the rightmost roots of $E(\Delta)$ as a function of Δ for the slowest branch of solutions shown in Fig. 5.

in Fig. 3, and since they are isolated, zeros can be followed as parameters are varied. In Fig. 7 we plot the real part of the rightmost complex pair of roots of $E(\Delta)$ for the slowest branch of solutions shown in Fig. 5. (Over the range of Δ shown, the imaginary part of the roots varied between about $0.9i$ and $1.0i$.) We see that as Δ decreases below approximately 8, this branch of periodic travelling waves becomes unstable through a Hopf bifurcation. Figure 8 shows this instability in a direct numerical simulation. We chose a domain of size 10 and an initial condition that led to a travelling wave with only two threshold crossings, as analysed above, so that initially $\Delta = 10$. With $D = 1$, this solution is known to be stable. In order to see the instability predicted by Fig. 7 we need to decrease Δ , i.e. decrease the domain size while keeping a periodic travelling wave with only two threshold crossings as the solution. However, from (1) it is clear that rescaling $x : x \nabla ax$, is equivalent to rescaling $D : D \nabla D=a^2$. In the simulation shown in Fig. 8 we switched D from $D = 1$ to $D = (10/7)^2 = 100/49$ at $t = 120$, which is equivalent to switching Δ from 10 to 7. As predicted by Fig. 8, the travelling wave becomes unstable and the resulting solution is a spatially homogeneous oscillation of the form described in Sec. 3.1. The third fastest branch in Fig. 5, indicated with a dotted line in that figure, is unstable over the range of Δ values shown. In Fig. 9 we plot contours of $\text{Re}(\lambda_j)$ (where $\lambda_j = \alpha + i\omega$) at two different points on this branch. At both points we see that $\text{Re}(\lambda_j)$ has a pair of complex conjugate roots with positive real part, indicating instability. Similar results show that the n th fastest branch in Fig. 5, indicated with a dash-dotted line, is also always unstable (results not shown).

In the final section we discuss solutions that emerge for mixed feedback and see that in some sense they can be regarded as hybrids of behaviour found for either positive or negative feedback alone. We conclude with some discussion about potential further work.

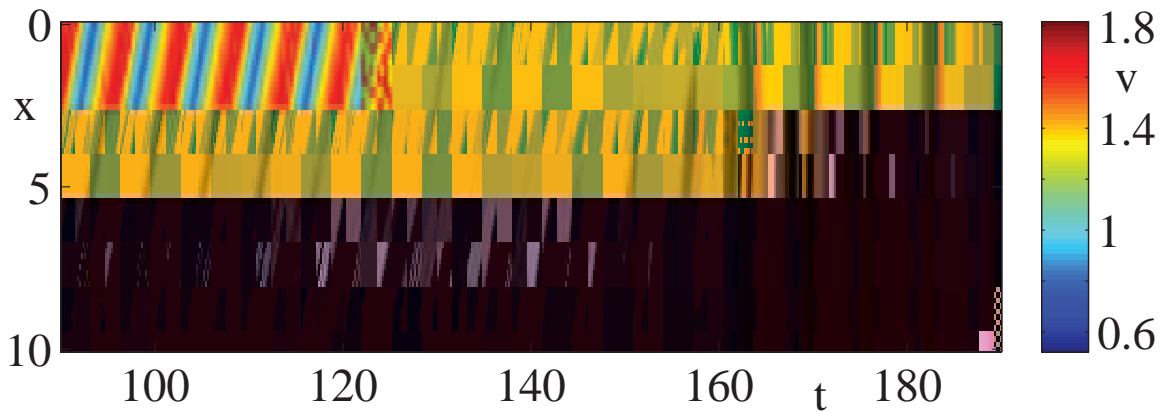


Fig. 8. Simulation of (1) with negative feedback, $f(v) = H(h - v)$, on a domain of size 10, with periodic boundary conditions. D was switched from $D = 1$ to $D = 100=49$ at $t = 120$. Other parameters are $\tau = \tau_d = 2$, $h = 1.5$.

Fig. 9. Contours of $jE(\lambda_j)$, equally spaced from zero (blue) to 2 (red) when $\tau = 20$ (left) and when $\tau = 2:6$ (right), for the branch shown with a dotted line in Fig. 5. In both cases $jE(\lambda_j)$ has a pair of complex conjugate roots with positive real part.

6 Discussion

For positive feedback we have seen that the scalar DDE (1) favours travelling monotone front solutions, whilst for negative feedback either homogeneous oscillations or periodic travelling waves are preferred. When delays are not present travelling monotone fronts may still occur, but neither the homogeneous oscillations nor the periodic travelling waves exist. Thus the presence of delays can drastically change the possible types of behaviour in the very simple reaction-diffusion model we have studied. Interestingly for a broad class of smooth mixed feedback (that combines negative and positive feedback) it is now

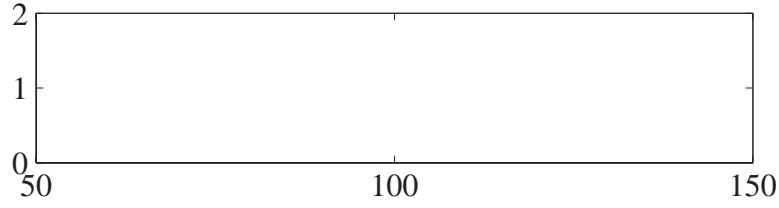


Fig. 10. Solutions in the zero diffusion limit for mixed feedback. Top: $d = 3$. Middle: $d = 4$. Bottom: $d = 5$. Other parameters are $\tau = 2$, $h_1 = 0.5$, $h_2 = 1.5$.

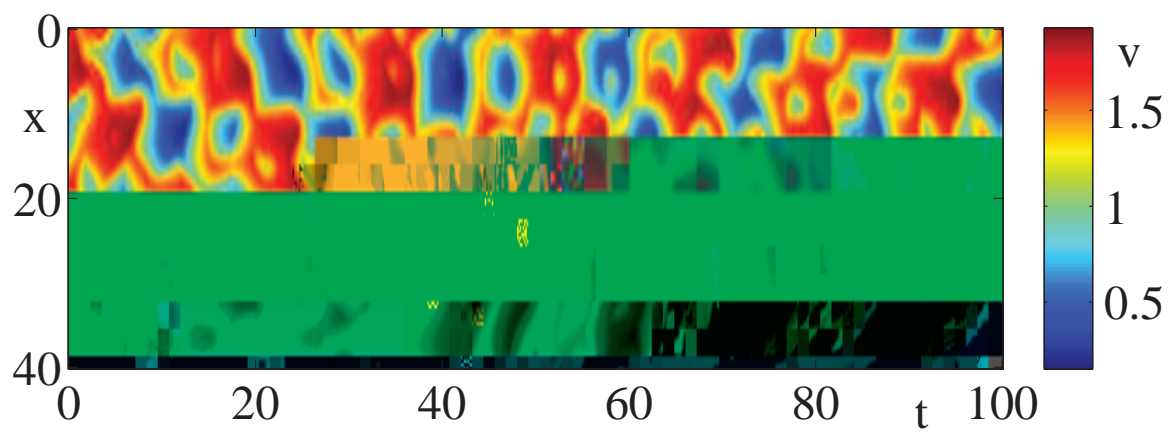
It is known that (1) can support a travelling wave that is a hybrid of a monotone front and a periodic. This non-monotone front has an exponentially decaying profile in one direction that connects to a periodic oscillation in the other [13]. It is easy to replicate such solutions in direct numerical simulations with the non-smooth choice $f(v) = H(v - h_1)H(h_2 - v)$, $h_2 > h_1$, though we have not pursued their construction here. Such direct simulations further show that mixed feedback can lead to more complex behaviour. As an example, in Fig. 10 we show complex oscillations for the system in the zero diffusion limit, while Fig. 11 shows spatio-temporal chaos in the full model.

It is important to emphasise that all of our results for the scalar model (1) have used the fact that the function f was piece-wise constant, in order to explicitly construct solutions and determine their stability. Thus our approach naturally extends to vector systems of the form

$$\frac{\partial v}{\partial t} = -v + D \frac{\partial^2 v}{\partial x^2} + F(v(t-d); a); \quad (43)$$

$$\frac{\partial a}{\partial t} = H(v - \tau) - a; \quad (44)$$

where $F(v; a) = f(v) - a$ or $F(v; a) = f(v - a(t-d))$ for example, and τ and a are parameters. In models like this, a can be thought of as a negative feedback term. Such systems, with a positive feedback model for f , are known to support travelling pulses (as



equation

$$D \frac{d^2 q}{d^2} - c \frac{dq}{d} - q = \exp[-r=(q - c_d - h)^2]; \quad (46)$$

on $c_d <$ (with a history given by (45)), and searching for the value of c for which the solution of (46) tends to the upper fixed point q^* , which is a solution of $q^* = \exp[-r=(q^* - h)^2]$. All of the above are topics of ongoing work and will be reported upon elsewhere.

Acknowledgements

SC would like to acknowledge useful conversations with Rüdiger Thul held during the completion of this work.

References

- [1] S A Gourley, J W-H So, and J H Wu. Nonlocality of reaction-diffusion equations induced by delay: biological modeling and nonlinear dynamics. *Journal of Mathematical Sciences*, 124:5119{5153, 2004.
- [2] A Longtin and J G Milton. Complex oscillations in the human pupil light reflex with mixed and delayed feedback. *Mathematical Biosciences*, 90:183{199, 1998.
- [3] M C Mackey and L Glass. Oscillation and chaos in physiological control systems. *Science*, 197:287{289, 1977.
- [4] L Glass and M C Mackey. *From Clocks to Chaos: Rhythms of Life*. Princeton University

- [9] S Amari. Dynamics of pattern formation in lateral-inhibition type neural fields. *Biological Cybernetics*, 27:77{87, 1977.
- [10] T Mestl, E Plahte, and S W Omholt. A mathematical framework for describing and analysing gene regulatory networks. *Journal of Theoretical Biology*, 176:291{300, 1995.
- [11] O Cinquin and J Demongeot. Roles of positive and negative feedback in biological systems. *Comptes Rendus Biologies*, 325:1085{1095, 2002.
- [12] J So and Y Yang. Dirichlet problem for the diffusive Nicholson's blowflies equation. *Journal of Differential Equations*, 150:317{348, 1998.
- [13] E Trofimchuk and S Trofimchuk. Admissible wavefront speeds for a single species reaction-diffusion equation with delay. *Discrete and Continuous Dynamical Systems*, 20:407{423, 2008.
- [14] H P McKean. Nagumo's equation. *Advances in Mathematics*, 4:209{223, 1970.
- [15] A R Champneys and P J McKenna. On solitary waves of a piecewise linear suspended beam model. *Nonlinearity*, 10(6):1763{1782, 1997.
- [16] I Roberts, D P Jones, N A J Lieven, M Di-Bernardo, and A R Champneys. Analysis of piecewise linear aeroelastic systems using numerical continuation. *Proceedings of the IMechE Part G Journal of Aerospace Engineering*, 216:1{11, 2002.
- [17] H-O Walther. The 2-dimensional attractor of $x' = -x(t) + f(x(t-1))$. *Memoirs of the American Mathematical Society*, 544:vi+76, 1995.
- [18] J Mallet-Paret and G R Sell. The Poincare-Bendixson theorem for monotone cyclic feedback systems with delay. *Journal of Differential Equations*, 125:441{489, 1996.
- [19] B Lani-Wayda. Erratic solutions of simple delay equations. *Transactions of the American Mathematical Society*, 351:901{945, 1999.
- [20] G Röst and J Wu. Domain-decomposition method for the global dynamics of delay differential equations with unimodal feedback. *Proceedings of the Royal Society A*, 463:2655{2669, 2007.
- [21] C Simmendinger, A Wunderlin, and A Pelster. Analytical approach for the Floquet theory

- [23] S Coombes and C R Laing. Delays in activity based neural networks. *Philosophical Transactions of the Royal Society A*, to appear, 2008.
- [24] X Zou and J Wu. Existence of traveling wave fronts in delayed reaction-diffusion systems via the monotone iteration method. *Proceedings of the American Mathematical Society*, 125:2589{2598, 1997.
- [25] S Ma. Traveling wavefronts for delayed reaction-diffusion systems via a fixed point theorem. *Journal of Differential Equations*, 171:294{314, 2001.
- [26] J Wu and X Zou. Traveling wave fronts of reaction-diffusion systems with delay. *Journal of Dynamics and Differential Equations*, 13:651{687, 2001.
- [27] G Samaey and B Sandstede. Determining stability of pulses for partial differential equations with time delays. *Dynamical Systems*, 20:201{222, 2005.
- [28] B Sandstede. The Evans function. In A Scott, editor, *Encyclopedia of Nonlinear Science*, pages 278{279. Routledge, 2005.
- [29] R L Pego and M I Weinstein. Asymptotic stability of solitary waves. *Communications in Mathematical Physics*, 164:305{349, 1994.
- [30] S A Gourley and Y Kuang. Wavefronts and global stability in a time-delayed population model with stage structure. *R. Soc. Lond. Proc. Ser. A Math. Phys. Eng. Sci.*, 459(2034):1563{1579, 2003.
- [31] S Coombes and M R Owen. Evans functions for integral neural field equations with Heaviside ring rate function. *SIAM Journal on Applied Dynamical Systems*, 34:574{600, 2004.
- [32] S Coombes and M R Owen. Bumps, breathers, and waves in a neural network with spike frequency adaptation. *Physical Review Letters*, 94:148102(1{4), 2005.
- [33] D A W Barton, B Krauskopf, and R E Wilson. Explicit periodic solutions in a model of a relay controller with delay and forcing. *Nonlinearity*, 18:2637{2656, 2005.